

An NZ Shared Data Unit

Introduction and next steps



CRAWFORD
MEDIA CONSULTING

- Context
- Setting up the SDU
- Unit overview
- Curriculum
- Results
- How to bring it to NZ

Setting up the UK SDU

Local News Partnerships began in **2017**

Designed to **correct deficit** in local government reporting

\$14m a year, run by BBC

The **Shared Data Unit** was set up first

SDU overview

\$2m per year to run

3 x 12-week courses per year

4 students in each course intake

4 full -timer trainers + visiting experts

All data output **shared** with news partners



Matthew Barraclough



Pete Sherlock

Curriculum

Data journalism introduction

Building induction

Excel basics

What makes good data journalism?

Data Journalism foundation - day one

Introduction to Data Journalism - day two

BBC online modules

The investigative method

Pluralsight: Excel 2010 Getting started

Pivot tables

Pluralsight: Functions, Formulas and Filters

Introduction to HTML

Story mentoring

Freedom of Information masterclass

CPS course

Data cleaning

Using R in data journalism

Shifting from Excel to R

Open Refine

EU hackday

Using APIs

Analysing football finances/company accounts

Social media

Data Journalism at The Times

Round up of tools

Turning round a data story on the day

Train the Trainer day 1

Train the Trainer day 2

Scraping with Google Sheets

Results

LOCAL NEWS PARTNERSHIPS



Benefit deaths


Strictly embargoed - Monday 10 May

BBC Shared Data Unit, BBC Local News partnerships

shared.dataunit@bbc.co.uk

The Drum.
Online Media Awards
Winner 2020

Fifteen people who died following interaction with the benefit system



Stephanie Bottrill, 53




Cecilia Burns, 51



David Clapson, 59



Roy Curtis, 27



Kevin Dooley, 48



Glenn Harris, 55



Stephen Hill, 53



Julia Kelly, 39



Gordon Lang, 62



Mark Mullins, 48



Helen Mullins, 59



Larry Newman, 60



Tim Salter, 53



Mark Wood, 44



Linda Wootton, 49

BBC

Lack of electric car charging points 'putting off drivers'



Region/Local Authority	No. of charging locations	No. of licensed fully electric or plug in hybrid cars, LGVs and quadricycles	Rate of charging locations per 1,000 vehicles licensed
Caerphilly	1	104	9.6
Waverley	5	571	8.8
Portsmouth	13	1561	8.3
North Dorset	1	152	6.6
Slough	35	6009	5.8
Hinckley and Bosworth	1	183	5.5
Gloucester	13	2916	4.5
Birmingham	61	15115	4.0

How to use this data pack:

Electric charging locations analysis

File Edit View Insert Format Data Tools Add-ons Help All changes saved in Drive

100% 10 123 Ansel

	A	B	C	D	E	F	G	H
1	Country	Region/Local Authority	No. of charging stations	No. of licensed vehicles (Q3) 2018	Charging stations per 1000 vehicles licensed	Average distance		
2	Scotland	Na H-Eileanan Siar	23	24	958.3	4.23		
3	Northern Ireland	Fermanagh and Omagh	32	82	516.1	2.54		
4	Scotland	Highland	85	272	312.5	6.31		
5	Northern Ireland	Derry City and Strabane	25	83	301.2	1.24		
6	Scotland	Shetland Islands	13	46	288.9	8.87		
7	Northern Ireland	Causeway Coast and Glens	30	112	267.9	2.34		
8	Wales	Powys	46	177	259.9	4.36		
9	Wales	Gwynedd	32	125	356.0	4.30		
10	England	Middleborough	13	53	245.3	0.64		
11	Northern Ireland	Newry, Mourne and Down	28	115	243.5	1.34		
12	Scotland	Moray	21	90	233.3	2.43		
13	Northern Ireland	Mid Ulster	23	104	221.2	1.97		
14	Scotland	Argyll and Bute	30	136	220.6	9.06		
15	England	Sole	12	55	216.2	3.70		
16	England	Sunderland	66	326	203.1	0.59		
17	Scotland	Dumfries and Galloway	31	153	202.6	4.47		
18	England	Corby	19	94	202.1	0.37		
19	England	Plymouth	32	172	186.0	0.56		
20	England	Stockton-on-Tees	32	174	163.9	0.67		
21	Scotland	Inverclyde	12	66	161.8	1.64		
22	Wales	Pembrokeshire	25	139	179.9	3.05		
23	England	Greenwich	62	345	179.7	0.33		
24	Northern Ireland	Mid and East Antrim	23	129	178.7	1.16		
25	Wales	Isle of Anglesey	16	91	177.6	3.94		

UK analysis % growth England Northern Ireland Scotland Wales OTHER Explore

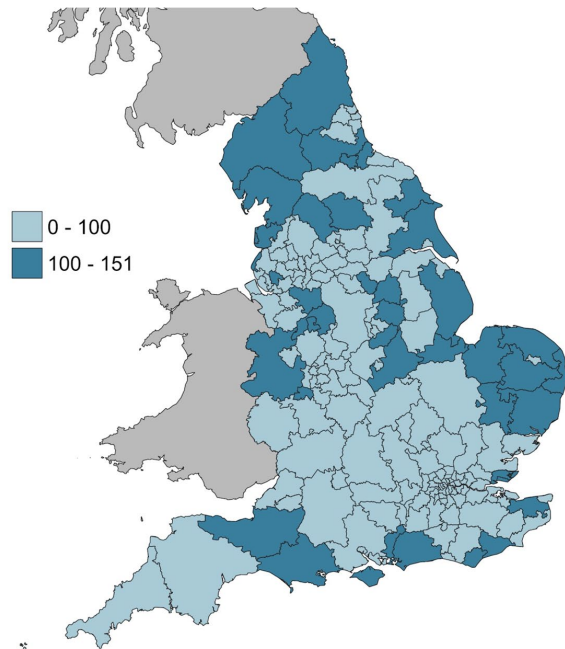
1. UK analysis — here you can find out how your local authority ranked

- Column A shows the year of the tax return, 2014-2015 is shown as 2014
- Column E shows the business rates paid in your area

UK dementia diagnoses rise 40% in five years

People on England's dementia register

Per 10,000 population by Clinical Commissioning Group in 2019



Source: NHS Digital



What the experts say:



Dr. Karen Harrison-Dening, head of research and publications at Dementia UK said: "Care at the moment is very hit or miss. There are no standardised services across the country so it is still very much a postcode lottery as to what care and support you might receive.

"We rely heavily on families to care for their loved ones themselves. They bear the brunt of the care and they bear the brunt of the financial burden. It has been likened to an extra financial tax for people with dementia.

(Full interview at end of pack)

Creating an NZ SDU

Some questions

- Based where?
- What balance of physical and remote learning?
- Who are the best data journalists in NZ?
- How do we get these people to teach at the NZ SDU?
- Who is eligible to take the course?
- How long should the course be?

End
